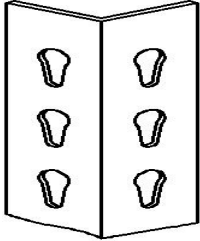


# SPEEDI-BILT® (Rivet Shelving)

## ANGLE POST

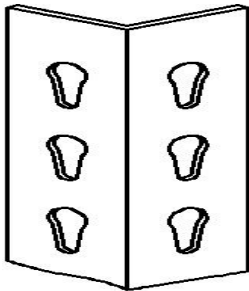
14 Ga. 1 1/2" X 1 1/2"



| PART # | DESCRIPTION | SIZE | WT.EA. |
|--------|-------------|------|--------|
| 30004  | ANGLE POST  | 4    | 2.5    |
| 30005  | ANGLE POST  | 5    | 3.2    |
| 30006  | ANGLE POST  | 6    | 3.8    |
| 30007  | ANGLE POST  | 7    | 4.4    |
| 30008  | ANGLE POST  | 8    | 5      |
| 30009  | ANGLE POST  | 9    | 5.7    |
| 30010  | ANGLE POST  | 10   | 6.3    |
| 30011  | ANGLE POST  | 11   | 7      |
| 30012  | ANGLE POST  | 12   | 7.6    |

## SUPER DUTY ANGLE POST

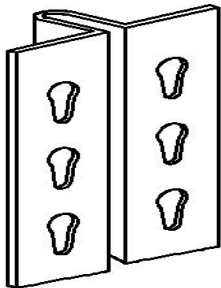
14 Ga. 1 7/8" X 1 7/8"



| PART # | DESCRIPTION      | SIZE | WT.EA. |
|--------|------------------|------|--------|
| 31004  | SB SD ANGLE POST | 4    | 3.4    |
| 31005  | SB SD ANGLE POST | 5    | 4.3    |
| 31006  | SB SD ANGLE POST | 6    | 5.2    |
| 31007  | SB SD ANGLE POST | 7    | 6      |
| 31008  | SB SD ANGLE POST | 8    | 6.9    |
| 31009  | SB SD ANGLE POST | 9    | 7.3    |
| 31010  | SB SD ANGLE POST | 10   | 8.6    |
| 31011  | SB SD ANGLE POST | 11   | 9.5    |
| 31012  | SB SD ANGLE POST | 12   | 10.3   |
| 31013  | SB SD ANGLE POST | 13   | 11.1   |
| 31014  | SB SD ANGLE POST | 14   | 12     |
| 31015  | SB SD ANGLE POST | 15   | 12.9   |
| 31016  | SB SD ANGLE POST | 16   | 13.2   |

## TEE POST

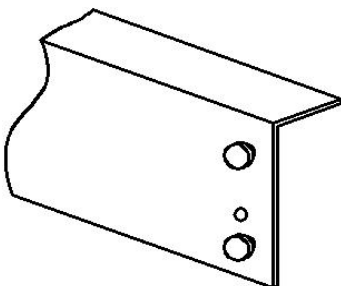
14 Ga.



| PART # | DESCRIPTION | SIZE | WT.EA. |
|--------|-------------|------|--------|
| 30204  | TEE POST    | 4    | 4.9    |
| 30205  | TEE POST    | 5    | 6.1    |
| 30206  | TEE POST    | 6    | 7.3    |
| 30207  | TEE POST    | 7    | 8.6    |
| 30208  | TEE POST    | 8    | 9.8    |
| 30209  | TEE POST    | 9    | 11.1   |
| 30210  | TEE POST    | 10   | 12.5   |
| 31211  | TEE POST    | 11   | 13.9   |
| 31212  | TEE POST    | 12   | 15.3   |
| 31213  | TEE POST    | 13   | 16.7   |
| 31214  | TEE POST    | 14   | 18.1   |
| 31215  | TEE POST    | 15   | 19.5   |
| 31216  | TEE POST    | 16   | 20.2   |

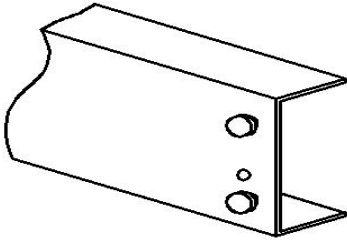
## DOUBLE RIVET

BEAM 14 Ga.



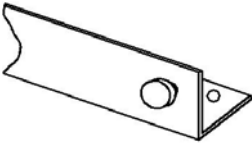
| PART # | DESCRIPTION    | SIZE | WT.EA. |
|--------|----------------|------|--------|
| 30112  | DBL RIVET BEAM | 12   | 0.9    |
| 30115  | DBL RIVET BEAM | 15   | 1.2    |
| 30118  | DBL RIVET BEAM | 18   | 1.4    |
| 30124  | DBL RIVET BEAM | 24   | 1.9    |
| 30130  | DBL RIVET BEAM | 30   | 2.3    |
| 30132  | DBL RIVET BEAM | 32   | 2.5    |
| 30136  | DBL RIVET BEAM | 36   | 2.8    |
| 30142  | DBL RIVET BEAM | 42   | 3.2    |
| 30148  | DBL RIVET BEAM | 48   | 3.7    |
| 30154  | DBL RIVET BEAM | 54   | 4.2    |
| 30160  | DBL RIVET BEAM | 60   | 4.7    |
| 31560  | TIRE BEAM      | 60   | 4.7    |
| 30169  | DBL RIVET BEAM | 69   | 5.4    |
| 30172  | DBL RIVET BEAM | 72   | 5.6    |
| 30184  | DBL RIVET BEAM | 84   | 6.5    |
| 30196  | DBL RIVET BEAM | 96   | 7.5    |

## DOUBLE RIVET CHANNEL 14 Ga.



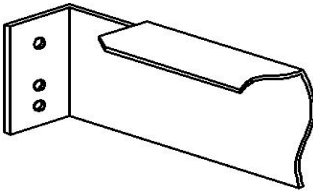
| PART # | DESCRIPTION     | SIZE | WT.EA. |
|--------|-----------------|------|--------|
| 30360  | DBL RIVET CHANL | 60   | 5.7    |
| 30369  | DBL RIVET CHANL | 69   | 6.8    |
| 30372  | DBL RIVET CHANL | 72   | 7      |
| 30384  | DBL RIVET CHANL | 84   | 8.1    |
| 30396  | DBL RIVET CHANL | 96   | 9.4    |

## SINGLE RIVET BEAM 14 Ga.



| PART # | DESCRIPTION         | SIZE | WT.EA. |
|--------|---------------------|------|--------|
| 30212  | SGL RIVET BEAM      | 12   | 0.5    |
| 30218  | SGL RIVET BEAM      | 18   | 0.7    |
| 30224  | SGL RIVET BEAM      | 24   | 1      |
| 30230  | SGL RIVET BEAM      | 30   | 1.2    |
| 30232  | SGL RIVET BEAM      | 32   | 1.3    |
| 30236  | SGL RIVET BEAM      | 36   | 1.5    |
| 30242  | SGL RIVET BEAM      | 42   | 1.7    |
| 30248  | SGL RIVET BEAM      | 48   | 1.9    |
| 30260  | SGL RIVET BEAM H.D. | 60   | 4.9    |

## SUPPORT TIE 14 Ga.



| PART # | DESCRIPTION | SIZE | WT.EA. |
|--------|-------------|------|--------|
| 30412  | SUPPORT TIE | 12   | 1.0    |
| 30415  | SUPPORT TIE | 15   | 1.2    |
| 30418  | SUPPORT TIE | 18   | 1.5    |
| 30424  | SUPPORT TIE | 24   | 1.9    |
| 30430  | SUPPORT TIE | 30   | 2.4    |
| 30432  | SUPPORT TIE | 32   | 2.6    |
| 30436  | SUPPORT TIE | 36   | 2.9    |
| 30442  | SUPPORT TIE | 42   | 3.4    |
| 30448  | SUPPORT TIE | 48   | 3.8    |

## AISLE SPACER

| PART # | DESCRIPTION  | SIZE | WT.EA. |
|--------|--------------|------|--------|
| 31430  | AISLE SPACER | 30   | 2.4    |
| 31436  | AISLE SPACER | 36   | 2.9    |
| 31442  | AISLE SPACER | 42   | 3.4    |
| 31448  | AISLE SPACER | 48   | 3.8    |

## ACCESSORIES

| PART # | DESCRIPTION   | SIZE | WT.EA. |
|--------|---------------|------|--------|
| 31924  | MOBILE HANDLE | 24   | 4      |
| 31418  | DOUBLE TIE    | 18   | 1.5    |
| 31409  | WALL TIE      | 9    | 0.8    |
| 30501  | TIE PLATES    |      | 0.2    |
| 30512  | FOOTPLATE     |      | 0.3    |

### Terms & Conditions

**Prices:**

All prices are F.O.B. point as quoted. Prices are subject to change without notice and do not include Federal, State, or local taxes.

**Terms:**

Terms are Net 30 Days - Subject to credit approval.

**Shipments:**

All transportation charges will be made "collect" unless requested and agreed upon.

**Specifications:**

The right is reserved to change material, designs or specifications at any time without obligation to subsequent purchases, or to add improvements without making corresponding changes in products previously manufactured.

**Special Colors:**

Standard color is Gray. Special colors are available; a minimum quantity may be required and is subject to extended shipment date and/or additional cost.

**Returns & Cancellations:**

No goods are to be returned without factory authorization. All returns must be shipped back in original cartons and packing material, freight prepaid and subject to inspection. A handling charge of 25% will be made for all merchandise returned. Special work and non- stocking items are not subject to cancellation or return.

**Damage Shipment:**

Customers must inspect each shipment and note any damage or shortages in writing on the freight bill before signing it. Any transit damage claims must be filed with the delivery carrier. If there are concealed damages, shortages, or loss notify the carrier immediately. When you give delivery carrier a clear receipt for a shipment with concealed damages or shortage, the carrier is relieved of further responsibility. Your recourse is with the delivery carrier.

**Warranty Provision:**

BILT Industries, Inc. warrants all products to be free from defects in material and workmanship for a period of one (1) year of shipment. Products must be used under normal working conditions.